

Scaled data based on original data using
LM-79-08 Approved Method: Electrical and Photometric Measurements of Solid-
State Lighting Products

Test Report Prepared for
Cooper Lighting Solutions
(formerly Eaton)

Brand: McGRAW-EDISON

Report Number: P227952

Luminaire Tested: **ISS-AF-XXX-LED-E1-T4W-7060-XXB**

Issue Date: 3/3/2020

Test Information

Test Method: LM-79-08
Report Number: P227952
TEST IS SCALED FROM IESNA LM-79-08 TEST DATA (P29757)
Test Lab: INNOVATION CENTER-P2
Issue Date: 3/3/2020
Manufacturer: COOPER LIGHTING SOLUTIONS (FORMERLY EATON)
Product Line: MCGRAW-EDISON
Catalog Number: ISS-AF-XXX-LED-E1-T4W-7060-XXB
Description: IMPACT ELITE LED QUATER SPHERE LUMINAIRE, EMERGENCY MODE WITH BATTERY BACKPACK BOX LIGHT SQUARE WITH ACCULED OPTICS-TYPE IV WIDE
Light Source: (16) 5700K CCT, 70 CRI LEDs
Ballast/Driver: ELECTRONIC DRIVER

Summary

Lumens per Lamp: N/A
Luminaire Lumens: 635 lumens
Efficiency: N/A
Efficacy: 48.8 lumens/watt
Luminous Opening: Rectangular (W 0.5' x L: 0.5' x H: 0')
IES Classification: Type IV - Medium - Non-Cutoff
BUG Rating: B0 - U0 - G0

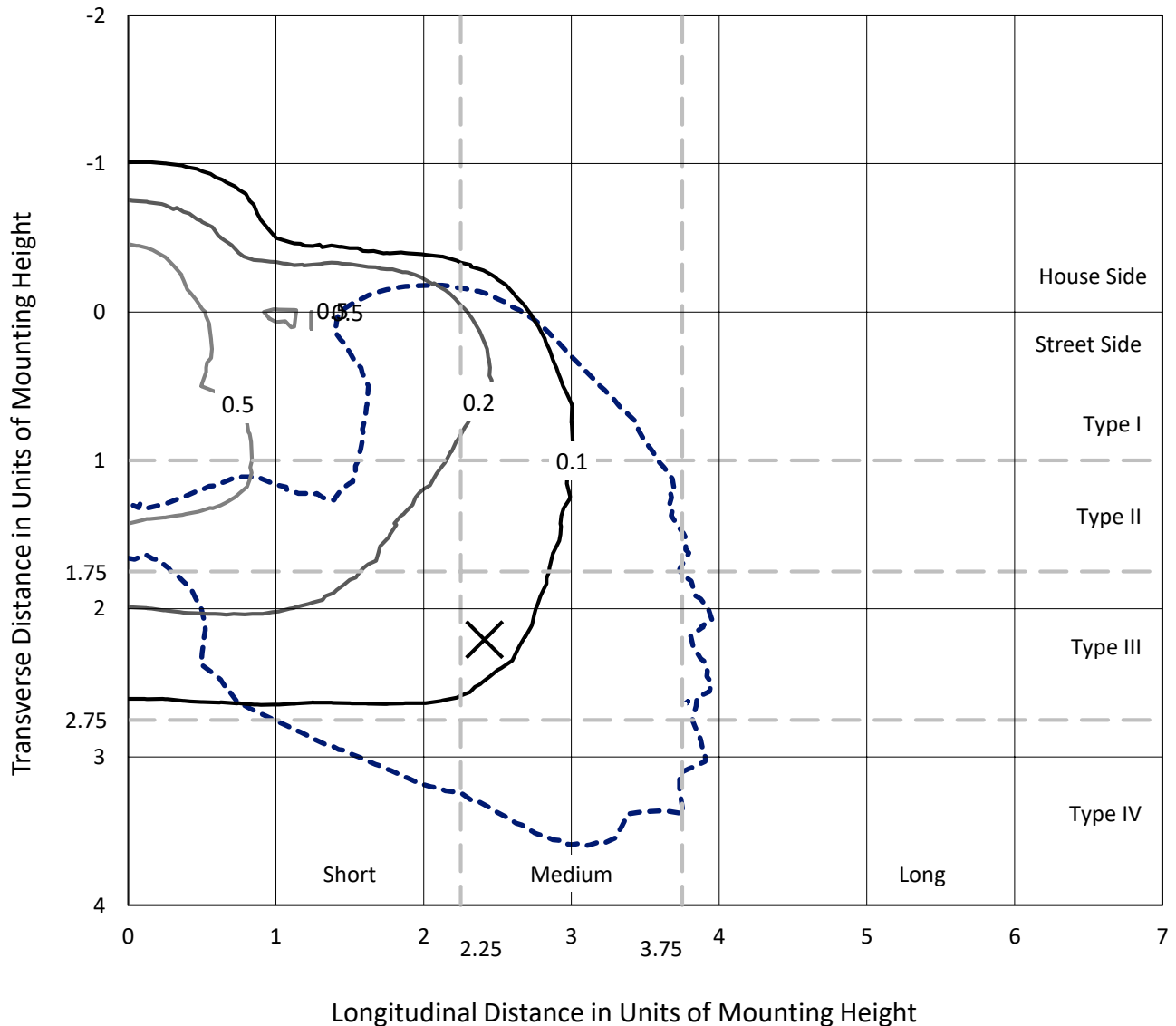
Input Watts (W): 13
Input Voltage (V): 120
Input Current (Ain): NR
Voltage Rise (V): NR
Power Factor: NR
Total Harmonic Distortion (THDi): NR
Frequency (hertz): 60
Stabilization Time: NR
Operation Time: NR
Ambient Temperature (°C): NR
Test Distance: 25 FT



REPORT NUMBER: P227952
 CATALOG NUMBER: ISS-AF-XXX-LED-E1-T4W-7060-XXB

Iso-Footcandle Lines of Horizontal Illumination

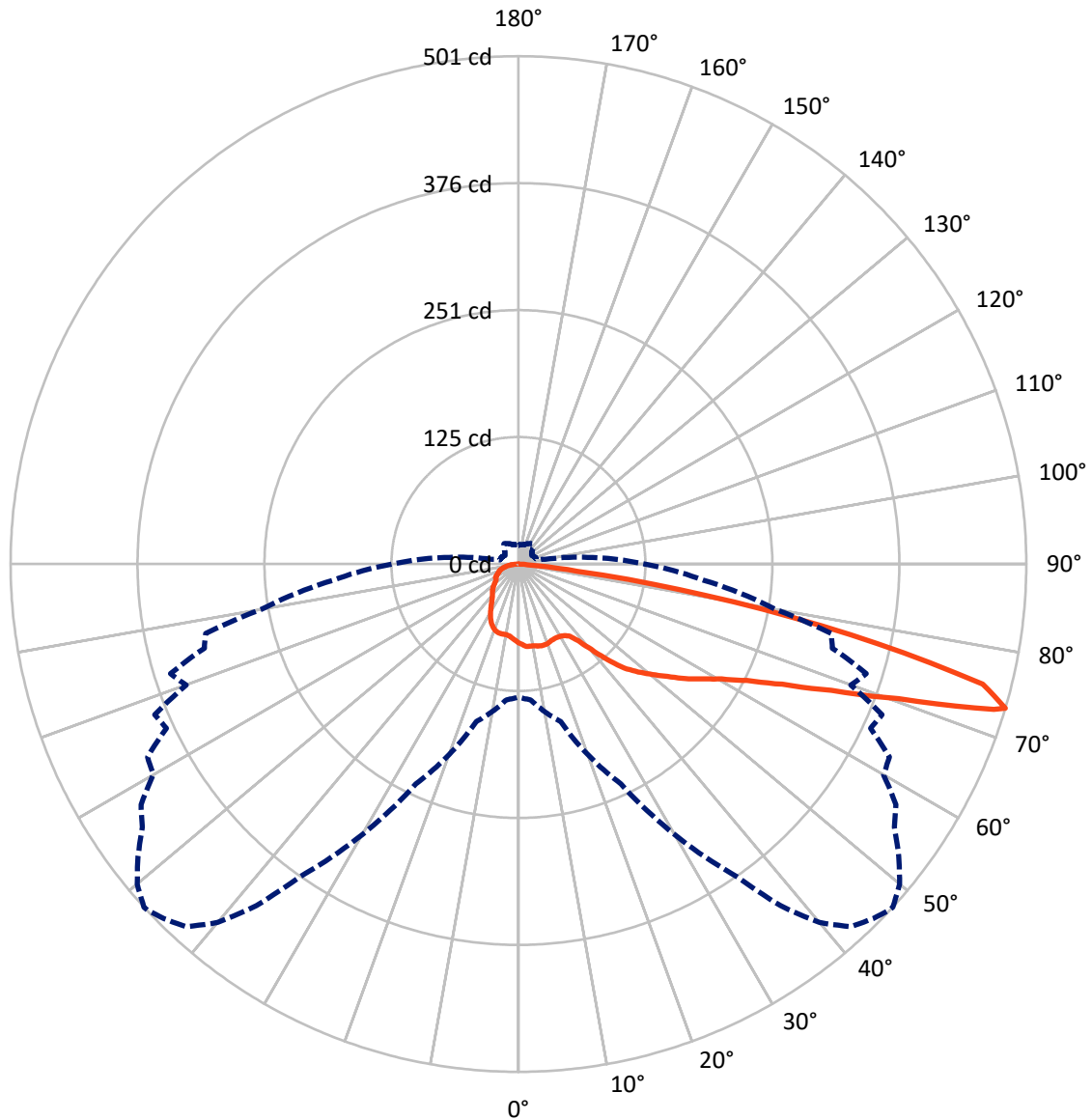
× Max cd
 - - - 1/2 Max cd



Based on 10 foot mounting height. Maximum calculated value = 0.9 fc
 Type IV - Medium - Non-Cutoff

REPORT NUMBER: P227952
CATALOG NUMBER: ISS-AF-XXX-LED-E1-T4W-7060-XXB

Luminous Intensity Polar Plot



— Vertical Plane Through 47.5-Deg Lateral - - - Horizontal Cone Through 73-Deg Vertical

REPORT NUMBER: P227952

CATALOG NUMBER: ISS-AF-XXX-LED-E1-T4W-7060-XXB

FLUX DISTRIBUTION:

		Downward	Upward	Total
House Side	Lumens	126.9	0.0	126.9
	% Fixture	20.0	0.0	20.0
Street Side	Lumens	508.1	0.0	508.1
	% Fixture	80.0	0.0	80.0
Total	Lumens	635.0	0.0	635.0
	% Fixture	100.0	0.0	100.0

Coefficient of Utilization

ZONAL LUMENS:

Zone	Lumens	% Fixture
0°-10°	7.4	1.2
10°-20°	22.1	3.5
20°-30°	34.0	5.3
30°-40°	49.5	7.8
40°-50°	81.7	12.9
50°-60°	127.9	20.1
60°-70°	173.5	27.3
70°-80°	128.5	20.2
80°-90°	10.4	1.6
90°-100°	0.0	0.0
100°-110°	0.0	0.0
110°-120°	0.0	0.0
120°-130°	0.0	0.0
130°-140°	0.0	0.0
140°-150°	0.0	0.0
150°-160°	0.0	0.0
160°-170°	0.0	0.0
170°-180°	0.0	0.0
0°-90°	635.0	100.0
0°-180°	635.0	100.0



REPORT NUMBER: P227952

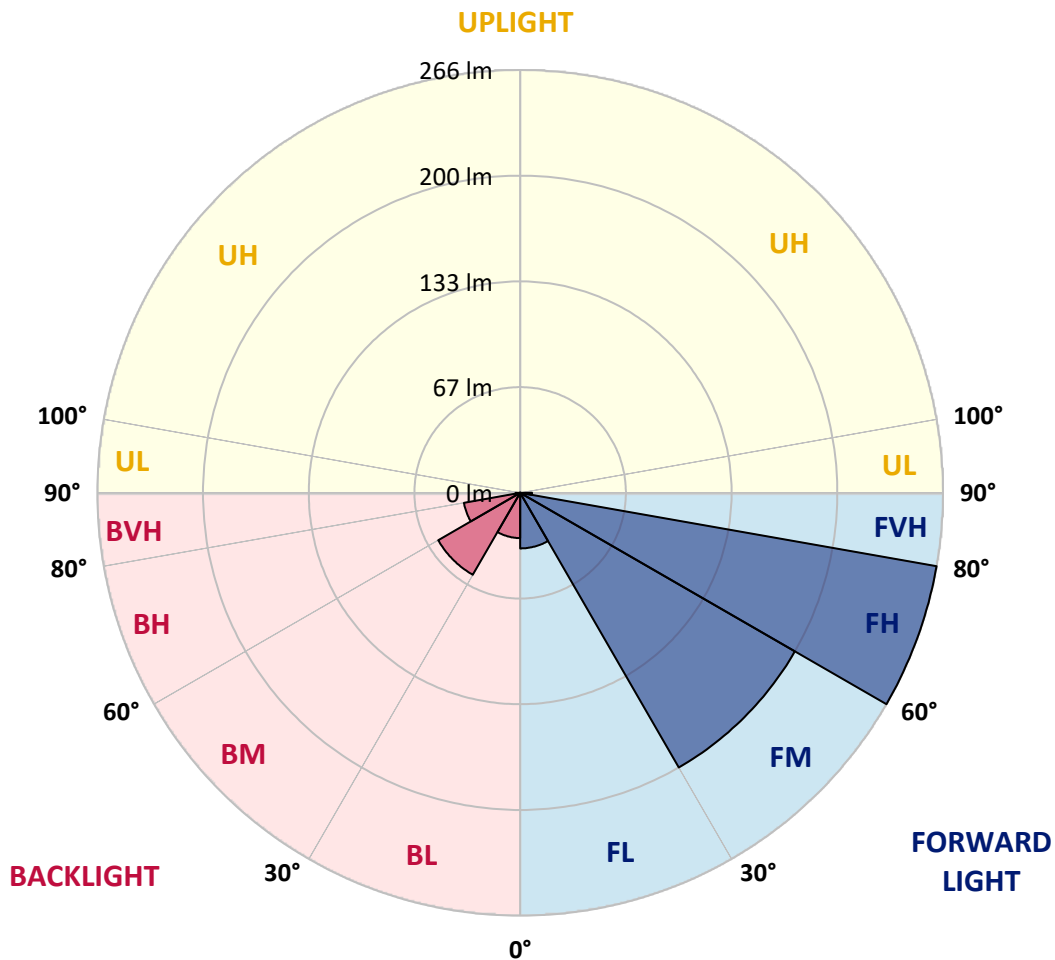
CATALOG NUMBER: ISS-AF-XXX-LED-E1-T4W-7060-XXB

LUMINAIRE CLASSIFICATION SYSTEM LUMEN TABLE AND BUG RATING:

Zone		Lumens	% Fixture	Zone Rating/Lumen Limit		
				B	U	G
FL	(0°-30°)	35.0	5.5			
FM	(30°-60°)	199.6	31.4			
FH	(60°-80°)	266.1	41.9			G0/660
FVH	(80°-90°)	7.5	1.2			G0/10
BL	(0°-30°)	28.5	4.5	B0/110		
BM	(30°-60°)	59.6	9.4	B0/220		
BH	(60°-80°)	35.9	5.7	B0/110		G0/110
BVH	(80°-90°)	2.9	0.5			G0/10
UL	(90°-100°)	0.0	0.0		U0/0	
UH	(100°-180°)	0.0	0.0		U0/0	

BUG Rating: B0-U0-G0

Type IV Medium



REPORT NUMBER: P227952

CATALOG NUMBER: ISS-AF-XXX-LED-E1-T4W-7060-XXB

CANDELA DISTRIBUTION (FULL):

	0°	5°	15°	25°	35°	37.5°	40°	42.5°	45°	47°	47.5°
0°	78.0	78.0	78.0	78.0	78.0	78.0	78.0	78.0	78.0	78.0	78.0
2.5°	82.6	82.4	81.8	81.5	80.9	80.5	80.3	80.1	80.7	80.3	79.7
5°	87.8	87.4	86.6	85.3	84.1	83.2	83.0	82.6	82.6	82.2	81.8
7.5°	91.6	91.4	90.1	88.2	86.2	84.7	83.8	83.2	83.4	83.0	81.8
10°	95.2	94.7	92.7	90.3	87.2	85.5	84.5	83.4	84.3	83.6	82.0
12.5°	97.9	97.5	94.5	91.6	88.0	86.2	85.1	84.5	85.3	84.9	83.0
15°	99.4	98.9	96.0	92.4	88.7	86.6	86.2	85.7	86.4	85.5	83.8
17.5°	98.5	98.5	95.8	92.0	88.9	86.8	86.2	85.7	86.6	85.7	83.8
20°	95.4	95.8	93.9	89.9	87.6	86.2	85.5	84.7	85.5	84.7	83.4
22.5°	91.4	91.8	90.8	87.2	85.5	84.5	84.3	83.4	84.1	83.4	82.2
25°	87.8	87.8	87.4	84.3	84.1	83.2	83.4	83.0	83.4	82.6	81.8
27.5°	88.0	88.0	86.4	83.2	83.0	83.0	83.0	83.0	83.2	82.6	81.8
30°	100.4	100.8	96.0	87.2	84.1	83.6	83.8	83.6	83.8	83.6	82.6
32.5°	119.1	119.1	114.5	100.8	89.7	87.0	85.9	85.7	85.1	84.9	84.1
35°	137.5	137.3	132.7	117.6	103.6	98.3	95.0	91.8	90.3	88.9	87.4
37.5°	153.0	152.4	151.8	134.6	119.9	113.8	109.8	105.2	102.3	99.8	96.4
40°	167.5	168.5	170.8	150.3	136.3	130.6	126.6	120.7	117.8	114.7	110.7
42.5°	187.4	188.9	189.1	167.3	151.1	147.4	144.2	139.8	136.7	132.9	129.3
45°	206.7	206.9	207.5	185.5	169.4	164.6	162.2	158.1	154.1	149.2	146.3
47.5°	219.9	219.3	222.0	206.5	190.8	185.3	181.9	175.7	169.6	163.5	159.1
50°	236.0	235.4	235.4	230.4	215.5	209.2	203.3	191.6	185.1	177.5	171.3
52.5°	250.3	248.0	249.4	252.4	241.5	233.5	223.2	210.0	201.4	192.2	184.3
55°	269.8	257.8	261.2	271.5	267.3	254.9	241.3	227.2	217.4	206.9	199.6
57.5°	263.1	254.9	264.7	282.8	282.6	271.0	259.5	242.3	232.5	222.6	213.6
60°	239.0	243.2	264.5	290.5	291.6	282.6	273.1	257.2	249.4	239.2	230.2
62.5°	220.3	226.4	255.7	289.9	301.9	293.5	285.7	276.3	270.8	262.2	253.0
65°	219.3	222.8	251.3	289.3	316.3	311.9	308.3	303.9	302.9	296.6	285.9
67.5°	229.3	232.7	258.9	305.4	337.7	335.8	341.0	340.2	344.8	341.7	332.9
70°	209.6	211.5	243.8	311.1	386.5	394.9	406.7	406.0	415.9	408.3	398.1
72.5°	147.2	150.9	179.4	257.0	387.6	432.4	459.7	482.8	493.4	495.3	490.5
73°	131.4	134.4	160.8	239.4	377.1	424.9	461.6	485.3	494.7	500.6	501.0
75°	45.7	47.2	70.2	145.1	301.4	370.8	418.0	439.4	437.1	454.2	473.1
77.5°	14.7	14.9	18.2	37.5	145.5	230.2	282.8	302.5	291.2	309.8	335.0
80°	9.0	9.4	11.9	17.0	38.2	69.8	118.2	148.0	141.9	159.3	186.1
82.5°	5.5	5.7	7.3	10.5	15.3	17.0	22.2	30.2	37.1	44.6	58.5
85°	2.5	2.7	3.6	4.8	6.3	6.5	6.3	5.9	6.7	7.8	9.0
87.5°	0.0	0.0	0.2	0.4	0.2	0.0	0.0	0.0	0.0	0.2	0.0
90°	0.0	0.0	0.0	0.0	0.0	0.0	0.0	0.0	0.0	0.0	0.0



REPORT NUMBER: P227952

CATALOG NUMBER: ISS-AF-XXX-LED-E1-T4W-7060-XXB

CANDELA DISTRIBUTION (continued):

	50°	52.5°	55°	57.5°	60°	62.5°	65°	67.5°	70°	72.5°	75°
0°	78.0	78.0	78.0	78.0	78.0	78.0	78.0	78.0	78.0	78.0	78.0
2.5°	80.3	79.7	79.7	78.8	79.2	78.4	78.8	78.0	78.4	77.3	78.0
5°	81.5	80.5	80.5	79.2	79.4	78.0	78.6	76.9	77.8	75.9	77.1
7.5°	82.2	80.3	81.1	78.8	79.9	77.3	78.6	75.9	77.6	74.6	76.7
10°	83.0	80.3	81.8	79.2	80.5	77.6	79.2	75.9	78.0	74.4	76.3
12.5°	84.3	81.3	82.6	79.7	81.3	78.0	79.7	76.3	78.4	74.4	76.7
15°	85.1	82.2	83.4	80.5	81.8	78.0	80.1	76.1	78.4	74.2	76.7
17.5°	84.9	82.2	83.4	80.1	81.5	77.8	79.9	75.9	78.0	73.6	76.3
20°	84.1	81.8	82.6	79.7	80.9	77.1	79.0	75.0	77.3	72.9	75.7
22.5°	83.0	80.7	81.8	79.0	80.3	76.5	78.2	74.6	76.9	72.5	75.0
25°	82.4	80.5	81.1	78.4	80.1	76.7	78.4	74.4	76.9	72.5	75.5
27.5°	82.2	80.5	81.8	79.2	80.7	77.8	79.4	75.9	78.0	73.4	76.3
30°	83.4	82.0	83.0	80.9	82.2	79.2	80.9	77.6	79.7	75.3	78.6
32.5°	84.9	83.4	84.5	82.6	84.5	81.5	83.6	80.3	82.8	78.4	81.5
35°	88.0	86.4	87.8	85.7	87.8	85.5	87.8	84.3	87.4	83.0	86.4
37.5°	96.2	91.6	93.1	90.8	92.9	89.9	93.9	90.3	93.9	89.7	94.3
40°	109.2	101.0	102.5	97.7	100.8	96.4	101.2	98.5	103.3	98.1	104.0
42.5°	126.2	118.4	117.0	109.6	112.4	107.1	111.9	107.1	113.6	108.6	115.9
45°	141.7	133.5	131.2	124.1	126.0	119.1	125.1	118.4	127.0	121.2	130.4
47.5°	154.5	144.8	143.0	134.8	138.1	131.6	139.2	132.1	142.5	136.7	147.4
50°	166.2	154.3	153.9	145.1	150.7	144.2	154.9	150.1	160.4	154.5	167.1
52.5°	179.6	164.6	166.6	158.7	167.7	162.2	174.6	167.7	181.1	174.8	188.7
55°	193.9	178.0	183.4	178.6	189.3	185.7	196.2	189.9	203.1	196.8	211.5
57.5°	209.6	196.0	205.6	203.3	212.8	208.4	220.1	214.4	227.6	222.4	237.1
60°	230.2	221.1	230.6	230.4	238.5	238.3	245.9	242.5	255.1	252.8	266.2
62.5°	256.8	249.7	259.7	257.0	266.8	265.2	274.4	274.4	283.4	286.5	300.0
65°	292.6	283.2	295.1	291.0	300.8	301.2	307.1	308.1	319.0	322.6	334.1
67.5°	341.3	330.4	339.8	331.8	343.1	342.5	347.5	349.6	351.1	359.7	361.0
70°	411.3	394.9	403.5	392.6	394.7	396.2	386.7	393.7	376.9	390.5	372.1
72.5°	486.9	468.3	453.4	442.5	420.9	417.8	390.3	396.2	360.5	372.3	335.0
73°	490.9	472.9	452.8	441.5	415.9	412.5	383.2	388.2	348.8	359.9	320.7
75°	446.3	451.1	402.7	407.3	362.8	368.1	322.2	328.1	279.6	288.0	237.5
77.5°	300.8	316.9	262.7	283.0	227.9	248.2	185.9	187.8	137.1	128.1	87.0
80°	149.0	162.9	115.5	126.2	84.7	83.2	50.7	42.1	35.8	36.7	37.7
82.5°	43.0	48.4	30.0	29.8	21.2	20.1	20.1	21.4	21.8	24.3	23.7
85°	8.2	9.9	8.6	11.5	10.3	11.3	10.5	12.2	11.3	14.0	12.2
87.5°	0.2	0.0	0.2	0.6	0.6	1.5	1.0	1.7	1.7	2.9	2.7
90°	0.0	0.0	0.0	0.0	0.0	0.0	0.0	0.0	0.0	0.0	0.0



REPORT NUMBER: P227952

CATALOG NUMBER: ISS-AF-XXX-LED-E1-T4W-7060-XXB

CANDELA DISTRIBUTION (continued):

	77.5°	80°	85°	90°	95°	100°	102.5°	105°	107.5°	110°	112.5°
0°	78.0	78.0	78.0	78.0	78.0	78.0	78.0	78.0	78.0	78.0	78.0
2.5°	77.1	78.2	77.8	77.3	76.9	76.7	75.9	76.3	75.3	76.1	75.3
5°	75.5	76.7	76.1	75.3	74.8	74.4	72.9	74.0	72.3	73.8	72.5
7.5°	73.6	75.7	75.0	74.2	73.4	72.9	70.0	72.3	69.8	71.9	69.8
10°	72.9	75.3	74.4	73.4	72.5	72.1	68.5	71.3	68.5	70.9	68.1
12.5°	72.5	75.3	74.0	72.9	72.1	71.5	67.5	70.9	67.3	70.6	67.5
15°	72.1	75.3	73.6	72.3	71.5	70.9	66.7	70.4	66.4	70.2	66.7
17.5°	71.7	74.6	73.2	71.7	70.9	70.4	65.8	69.8	65.6	69.8	66.2
20°	71.1	74.0	72.3	70.9	70.0	69.4	64.8	69.0	64.6	68.8	64.8
22.5°	70.2	73.4	71.9	70.4	69.6	68.5	63.5	67.9	63.3	67.5	63.7
25°	70.4	73.8	71.9	70.4	69.2	68.1	62.7	67.5	62.3	66.4	62.3
27.5°	71.5	74.4	72.5	71.3	69.6	68.3	62.7	67.1	61.8	65.4	61.0
30°	73.6	76.5	74.8	72.9	71.5	69.8	63.7	67.3	61.8	64.1	59.7
32.5°	77.1	79.9	78.2	76.7	75.0	72.5	65.8	68.3	62.3	63.3	58.7
35°	81.8	85.1	84.3	83.2	81.1	76.7	69.4	69.8	63.1	62.5	57.2
37.5°	89.3	93.9	93.7	93.5	91.2	83.2	73.4	72.7	63.9	61.8	55.3
40°	99.1	104.6	106.1	107.5	102.7	91.0	78.0	75.7	64.4	60.6	52.4
42.5°	110.7	118.0	122.4	125.1	116.3	99.6	83.2	79.0	64.4	58.7	49.1
45°	124.9	133.5	141.9	144.8	131.4	108.8	88.7	81.8	63.5	55.8	44.6
47.5°	142.3	152.4	163.9	165.4	147.8	118.6	92.4	83.6	60.8	51.8	40.7
50°	161.6	173.8	190.8	189.7	165.2	128.9	95.0	84.9	56.0	47.2	35.8
52.5°	183.2	198.5	222.6	217.8	186.4	141.7	97.3	86.6	50.1	41.7	31.0
55°	210.2	228.5	258.7	248.4	209.8	155.7	100.6	86.8	42.3	35.2	27.5
57.5°	239.4	258.9	297.4	278.8	231.8	166.6	99.1	80.1	34.6	29.8	24.7
60°	274.4	298.1	336.2	307.1	250.3	170.4	88.9	66.0	29.6	26.8	23.5
62.5°	313.6	337.1	368.1	326.8	260.8	164.1	66.0	45.7	25.4	23.9	21.6
65°	355.3	377.5	383.4	328.5	253.8	136.5	40.9	30.0	22.0	21.4	19.9
67.5°	393.7	395.8	368.9	301.2	220.3	95.2	27.9	23.9	20.3	20.1	19.3
70°	403.5	367.3	306.7	234.6	159.1	56.6	22.6	20.8	19.5	19.5	18.9
72.5°	337.1	279.6	205.0	142.1	86.8	30.2	19.3	18.9	18.4	18.4	18.0
73°	316.1	257.6	183.6	124.1	73.4	27.0	18.9	18.4	18.2	18.0	17.8
75°	210.0	161.8	104.2	62.9	34.2	19.5	16.8	16.8	16.6	16.8	16.6
77.5°	80.9	61.0	40.2	27.0	19.5	15.3	14.3	14.5	14.3	14.7	14.5
80°	35.6	35.2	26.6	19.1	14.3	11.5	11.5	11.5	11.7	11.9	11.9
82.5°	24.3	20.5	15.7	11.7	8.6	8.4	8.6	8.6	8.8	9.0	8.8
85°	13.4	11.3	8.4	5.2	4.6	5.7	5.7	5.7	5.5	5.5	5.2
87.5°	4.2	3.1	2.3	0.6	1.0	1.0	1.5	1.3	1.3	1.5	1.5
90°	0.0	0.0	0.0	0.0	0.0	0.0	0.0	0.0	0.0	0.0	0.0



REPORT NUMBER: P227952

CATALOG NUMBER: ISS-AF-XXX-LED-E1-T4W-7060-XXB

CANDELA DISTRIBUTION (continued):

	115°	117.5°	120°	122.5°	125°	127.5°	130°	135°	145°	155°	165°
0°	78.0	78.0	78.0	78.0	78.0	78.0	78.0	78.0	78.0	78.0	78.0
2.5°	76.1	75.5	76.1	75.0	75.9	75.0	75.7	75.7	75.5	75.5	75.5
5°	73.6	72.5	73.6	72.9	73.6	72.7	73.4	73.6	73.8	74.4	74.2
7.5°	71.7	69.6	71.9	69.8	71.7	69.8	71.5	71.7	72.3	73.2	73.8
10°	70.9	68.1	70.9	68.3	70.6	68.5	70.6	70.9	71.5	72.5	73.6
12.5°	70.4	67.5	70.4	67.9	70.4	68.3	70.4	71.1	71.5	72.3	73.6
15°	70.0	67.1	70.4	67.7	70.4	68.3	70.6	71.1	71.7	72.5	73.6
17.5°	69.8	66.4	70.0	67.5	70.0	67.9	70.4	70.4	71.3	72.3	72.9
20°	69.0	65.8	69.0	66.4	69.0	67.1	69.2	69.2	70.0	70.4	71.5
22.5°	67.7	64.4	67.3	65.0	67.3	65.4	67.1	67.1	67.7	68.3	69.0
25°	65.8	62.7	65.2	63.1	64.8	63.1	64.4	64.1	64.6	65.0	65.4
27.5°	63.7	60.6	62.7	60.4	61.4	59.7	60.6	60.2	60.4	60.6	60.8
30°	61.4	58.3	59.3	57.2	57.4	55.8	56.2	55.5	55.3	55.1	54.7
32.5°	58.9	55.5	55.5	53.5	53.0	51.6	51.6	50.7	50.1	49.3	48.4
35°	55.8	52.8	51.4	49.7	48.8	47.4	47.2	46.1	44.6	43.2	42.3
37.5°	52.6	49.3	47.2	45.5	44.6	43.6	43.4	42.6	40.9	39.2	37.9
40°	48.4	45.1	42.8	42.1	41.5	40.7	40.9	39.8	38.2	36.3	35.2
42.5°	44.2	41.3	39.4	39.2	38.8	38.6	38.8	37.9	36.1	34.4	33.1
45°	40.7	37.7	35.8	35.6	35.4	36.3	36.5	36.3	34.2	32.5	30.8
47.5°	37.1	33.5	32.3	31.9	32.1	33.3	33.7	34.4	32.5	30.6	28.3
50°	32.9	29.6	29.1	28.7	28.9	30.0	31.0	32.3	30.6	27.9	24.7
52.5°	29.1	26.2	26.4	26.0	26.4	27.3	28.1	30.2	28.1	25.4	23.9
55°	26.2	23.9	24.3	23.9	24.3	25.4	26.0	27.7	27.7	27.0	25.8
57.5°	24.1	22.4	22.8	22.4	23.1	23.9	24.5	28.1	30.2	28.5	26.0
60°	22.8	21.4	21.6	21.2	21.6	22.8	24.1	28.3	31.7	28.3	26.4
62.5°	21.0	19.7	19.5	19.5	19.9	22.0	22.6	26.4	31.2	28.1	26.6
65°	19.7	18.7	18.4	18.2	18.7	20.1	20.8	24.5	30.2	26.6	24.1
67.5°	19.1	18.2	17.8	17.4	17.8	19.1	19.7	23.1	28.5	25.4	22.6
70°	18.4	17.6	17.4	17.0	17.2	18.0	18.9	21.2	27.0	23.9	21.2
72.5°	17.6	16.8	16.6	15.9	16.1	17.0	17.4	19.9	25.2	22.4	19.7
73°	17.4	16.6	16.4	15.7	15.9	16.6	17.0	19.5	24.7	22.2	19.5
75°	16.4	15.5	15.3	14.9	15.1	15.1	15.5	17.8	23.5	21.0	18.2
77.5°	14.5	13.8	13.6	13.2	13.0	12.8	13.4	15.7	21.4	18.9	14.7
80°	11.9	11.3	11.1	10.3	10.3	10.3	11.1	13.4	15.9	13.6	11.3
82.5°	8.8	8.4	8.4	7.8	7.5	7.3	8.0	9.2	12.6	10.7	8.8
85°	5.2	5.0	5.2	4.6	4.8	4.6	5.2	6.5	6.9	5.5	4.2
87.5°	1.3	1.5	1.5	1.5	1.3	1.3	1.0	0.8	0.0	0.0	0.0
90°	0.0	0.0	0.0	0.0	0.0	0.0	0.0	0.0	0.0	0.0	0.0



REPORT NUMBER: P227952

CATALOG NUMBER: ISS-AF-XXX-LED-E1-T4W-7060-XXB

CANDELA DISTRIBUTION (continued):

	175°	180°
0°	78.0	78.0
2.5°	75.3	75.0
5°	74.2	74.2
7.5°	73.8	73.8
10°	74.0	74.0
12.5°	74.0	74.4
15°	74.6	74.4
17.5°	74.0	74.0
20°	72.3	72.7
22.5°	70.0	70.0
25°	66.2	66.4
27.5°	61.2	61.6
30°	54.9	55.3
32.5°	47.8	48.2
35°	42.1	42.3
37.5°	38.4	38.4
40°	35.2	35.2
42.5°	32.3	32.1
45°	29.3	28.9
47.5°	26.4	26.2
50°	23.9	23.9
52.5°	24.3	24.3
55°	26.2	26.2
57.5°	26.4	26.2
60°	28.7	28.5
62.5°	30.0	30.6
65°	26.2	25.4
67.5°	24.9	23.7
70°	22.4	20.5
72.5°	19.9	18.9
73°	19.3	18.4
75°	17.2	16.8
77.5°	13.0	12.8
80°	10.9	10.7
82.5°	7.3	6.9
85°	3.1	2.9
87.5°	0.0	0.0
90°	0.0	0.0

(END OF REPORT)